

ALUMINUM GANTRY CRANE

Lightweight and portable lifting

Lightweight: Made from lightweight extruded aluminum track, the components of the gantry crane are easily lifted by one person. This allows the crane to be shipped easily to a job site, and even carried up a ladder or staircase to a rooftop work area.

Adjustable span & height: The top beam is secured to the supports by beam clamps, which can easily slide to fit any application.

The adjustable height ensures a single ergonomic lifting solution for low headroom areas, and wider lift range in other areas.


Collapsible for easy storage: Simple set up and break down allows the gantry to be collapsed and stored when not in use.

Options:

- Ratchet adjusted height
- Inflatable pneumatic wheels for rough surfaces

Aluminum Gantry Crane Quick Facts:

Available Capacities:	Up to 2 Ton
Standard Spans:	Up to 20'
Height Under Boom:	6-12'
Accessories Included:	Top running trolley

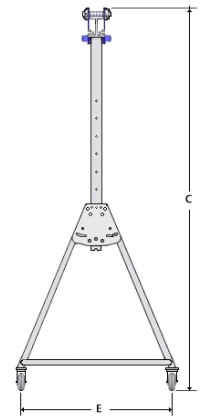
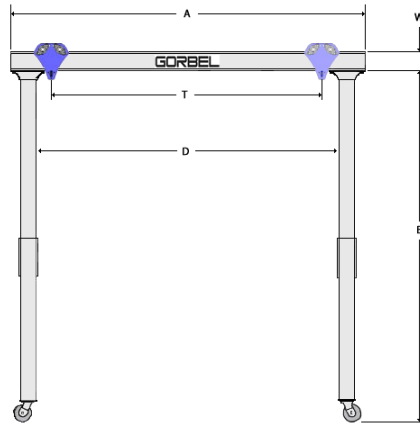


Aluminum gantry crane when folded for storage.



Aluminum Gantry

Dimensions & Model Numbers



Capacity	HUB (B)		Span (A)	Model Number	Beam Depth (W)	Clear Span (D)	Tread (E)	Trolley Travel (T)	Max. Overall Height (C)
	Min.	Max.							
1/2 Ton	6' 0"	9' 0"	8'	ALUG-1000-6/9-8	6"	6'-9 3/8"	4'-3"	5'-7.75"	9'-8.75"
	9' 0"	12' 0"	8'	ALUG-1000-9/12-8	6"	6'-9 3/8"	4'-3"	5'-7.75"	12'-8.75"
	6' 0"	9' 0"	10'	ALUG-1000-6/9-10	6"	8'-9 3/8"	4'-3"	7'-7.75"	9'-8.75"
	9' 0"	12' 0"	10'	ALUG-1000-9/12-10	6"	8'-9 3/8"	4'-3"	7'-7.75"	12'-8.75"
	6' 0"	9' 0"	12'	ALUG-1000-6/9-12	6"	10'-9 3/8"	4'-3"	9'-7.75"	9'-8.75"
	9' 0"	12' 0"	12'	ALUG-1000-9/12-12	6"	10'-9 3/8"	4'-3"	9'-7.75"	12'-8.75"
	6' 0"	9' 0"	15'	ALUG-1000-6/9-15	8"	13'-9 3/8"	4'-3"	12'-7.75"	9'-10.75"
	9' 0"	12' 0"	15'	ALUG-1000-9/12-15	8"	13'-9 3/8"	4'-3"	12'-7.75"	12'-10.75"
	6' 0"	9' 0"	18'	ALUG-1000-6/9-18	8"	16'-9 3/8"	4'-3"	15'-7.75"	9'-10.75"
	9' 0"	12' 0"	18'	ALUG-1000-9/12-18	8"	16'-9 3/8"	4'-3"	15'-7.75"	12'-10.75"
	6' 0"	9' 0"	20'	ALUG-1000-6/9-20	8"	18'-9 3/8"	4'-3"	17'-7.75"	9'-10.75"
	9' 0"	12' 0"	20'	ALUG-1000-9/12-20	8"	18'-9 3/8"	4'-3"	17'-7.75"	12'-10.75"
1 Ton	6' 0"	9' 0"	8'	ALUG-2000-6/9-8	6"	6'-7 3/8"	4'-3"	5'-7.75"	9'-9"
	9' 0"	12' 0"	8'	ALUG-2000-9/12-8	6"	6'-7 3/8"	4'-3"	5'-7.75"	12'-9"
	6' 0"	9' 0"	10'	ALUG-2000-6/9-10	8"	8'-7 3/8"	4'-3"	7'-7.75"	9'-11"
	9' 0"	12' 0"	10'	ALUG-2000-9/12-10	8"	8'-7 3/8"	4'-3"	7'-7.75"	12'-11"
	6' 0"	9' 0"	12'	ALUG-2000-6/9-12	8"	10'-7 3/8"	4'-3"	9'-7.75"	9'-11"
	9' 0"	12' 0"	12'	ALUG-2000-9/12-12	8"	10'-7 3/8"	4'-3"	9'-7.75"	12'-11"
	6' 0"	9' 0"	15'	ALUG-2000-6/9-15	8"	13'-7 3/8"	4'-3"	12'-7.75"	9'-11"
	9' 0"	12' 0"	15'	ALUG-2000-9/12-15	8"	13'-7 3/8"	4'-3"	12'-7.75"	12'-11"
	6' 0"	9' 0"	18'	ALUG-2000-6/9--18	10"	16'-7 3/8"	4'-3"	15'-7.75"	10'-1"
	9' 0"	12' 0"	18'	ALUG-2000-9/12-18	10"	16'-7 3/8"	4'-3"	15'-7.75"	13'-1"
	6' 0"	9' 0"	20'	ALUG-2000-6/9-20	10"	18'-7 3/8"	4'-3"	17'-7.75"	10'-1"
	9' 0"	12' 0"	20'	ALUG-2000-9/12-20	10"	18'-7 3/8"	4'-3"	17'-7.75"	13'-1"
2 Ton	6' 0"	9' 0"	8'	ALUG-4000-6/9-8	8"	6'-6 3/8"	4'-3"	5'-7.75"	9'-11"
	9' 0"	12' 0"	8'	ALUG-4000-9/12-8	8"	6'-6 3/8"	4'-3"	5'-7.75"	12'-11"
	6' 0"	9' 0"	10'	ALUG-4000-6/9-10	8"	8'-6 3/8"	4'-3"	7'-7.75"	9'-11"
	9' 0"	12' 0"	10'	ALUG-4000-9/12-10	8"	8'-6 3/8"	4'-3"	7'-7.75"	12'-11"
	6' 0"	9' 0"	12'	ALUG-4000-6/9-12	10"	10'-6 3/8"	4'-3"	9'-7.75"	10'-1"
	9' 0"	12' 0"	12'	ALUG-4000-9/12-12	10"	10'-6 3/8"	4'-3"	9'-7.75"	13'-1"
	6' 0"	9' 0"	15'	ALUG-4000-6/9-15	10"	13'-6 3/8"	4'-3"	12'-7.75"	10'-1"
	9' 0"	12' 0"	15'	ALUG-4000-9/12-15	10"	13'-6 3/8"	4'-3"	12'-7.75"	13'-1"
	6' 0"	9' 0"	18'	ALUG-4000-6/9-18	12"	16'-6 3/8"	4'-3"	15'-7.75"	10'-3"
	9' 0"	12' 0"	18'	ALUG-4000-9/12-18	12"	16'-6 3/8"	4'-3"	15'-7.75"	13'-3"
	6' 0"	9' 0"	20'	ALUG-4000-6/9-20	12"	18'-6 3/8"	4'-3"	17'-7.75"	10'-3"
	9' 0"	12' 0"	20'	ALUG-4000-9/12-20	12"	18'-6 3/8"	4'-3"	17'-7.75"	13'-3"

All capacities are also available as 7'-6" minimum and 10'-6" maximum HUB.